

United Sustainable Series – Global Credits Fund

As at 30 November 2022

Performance Update

For the month of November, the Fund MYRH class registered a return of 4.23%.

The fund outperformed the index in November, benefitting from the overweight beta positioning as credit spreads tightened over the month. The long euro swap spread position also contributed positively as euro swap spreads also tightened further. The overweight in euro credit markets contributed positively as euro investment grade bonds outperformed US dollar bonds over the month. Our overweight financials detracted as subordinated bank spreads lagged the index in the market rally. Our holdings in Société Générale, Cellnex Telecom and Ashtead were among the largest contributors. Also not owning Credit Suisse, due to its negative SDG score, contributed positively, as the name is part of the index and spreads of Credit Suisse bonds widened following some negative headlines in November.

The holdings in Raiffeisen Bank, Celanese and Banco de Sabadell were among the largest detractors.

Market Outlook

Several areas of credit market offer attractive valuations

The age of confusion has started. Inflection points in the business cycle, the monetary cycle as well as some secular cycles around demographics and geopolitics make the current period confusing to analyze. For now, we believe that the business cycle has to unwind a little further, there is a risk that central banks will overreact and the market, in general, is not yet priced for a full-blown recession.

Looking at valuations, we are very constructive on European swap spreads. Cross-sectional relative value shows that this is the cheapest part of the market on a risk-adjusted basis compared to its history. Driven by Bund scarcity and very tight repo markets, which in turn is one of the many side effects of QE. A reversal of Bund scarcity could be triggered by some kind of QT program by the ECB. We prefer European credit spreads over US credit spreads. More severe fundamental risks are impacting the European continent, whether it is political risk, behind-the-curve central bank policy, or the Russia-Ukraine war. These are all known risks. US investment grade spreads are not there yet in terms of widening. In Europe, spreads have widened a bit further due to the swap spread.

Portfolio Positioning

Maintain modest beta overweight

The fund continues to have a modest beta overweight which includes the long euro swap spread position. It is still overweight in the banking, agencies, basic industry and technology sectors. We have overweight positions in European banks since we believe the banks are far better capitalized and therefore more resilient than a decade ago.

The insurance sector is relatively cheap compared to banking and its rating peers. In addition, regulatory treatment of subordinated debt in the sector is more favorable. Our overweight in basic industry is in companies with favorable supply-demand dynamics and low positions on their cost curves. Most reported chemical names trade

wide for the fund's history due to a combination of higher input, energy costs, and reduction in demand. We believe this to be priced in.

Our overweight in technology is driven by corporates in semiconductors like WDC and TSMC. Our overweight in agencies is due to a 20-year green bond issue from Tennet. We have underweight positions in consumer non-cyclical, energy, and utilities. Either because the sectors are relatively expensive or the result of negative SDG scores.

Throughout the month we added some exposure in Asia by investing in China tech company Lenovo and Indian telecom company Bharti Airtel. However, we remain very cautious on the Chinese real estate sector.

We also bought Intesa senior bonds in US dollar and sold our holding in the Intesa AT1 CoCo as the latter offered little additional spread versus the new senior bond. We also participated in new issues from Volkswagen, Iberdrola, Credit Agricole and Allied Irish Bank while taking profit on our bonds in Italian toll operator Autostrada whose bonds have performed well following the upgrade to investment grade. We also reduced our exposures in German automotive part supplier ZF Friedrichshafen and healthcare real estate operator MPT.

The largest active risk positions in the fund currently consist mostly of financials and include names like Raiffeisen Bank, Banco de Sabadell and Banco Santander.

Bond Commentary

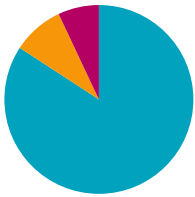
Bond	Country	Sector	Remarks
Société Générale	France	Financials	<ul style="list-style-type: none"> Societe Generale SA attracts deposits and offers commercial, retail, investment, and private banking services. The Bank offers consumer credit, vehicle lease financing, information technology equipment leasing, life and non-life insurance, custodian services, trade and project financing, currency exchange, treasury services, and financial and commodities futures brokerage services.
Cellnex Telecom	Spain	Communications	<ul style="list-style-type: none"> Cellnex is a Spanish based European telecom infrastructure company that owns and manages wireless towers (pro forma ~75% of revenues) and broadcast towers (~20% of revenues). The remainder (~5% of revenues) are other network services. Cellnex focuses on the provision of services to mobile network operators, broadcasters and other public and private companies acting as a neutral infrastructure provider.

Fund Classes

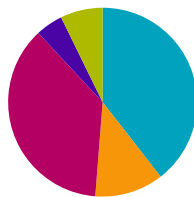
Fund Classes					
MYR Hedged Class	USD Class	AUD Hedged Class	SGD Hedged Class	RMB Hedged Class	GBP Hedged Class

Positioning by Segment and Region

Segment (Absolute weight) Region (Absolute weight)



Investment Grade	84%
High Yield	9%
Emerging Market	7%



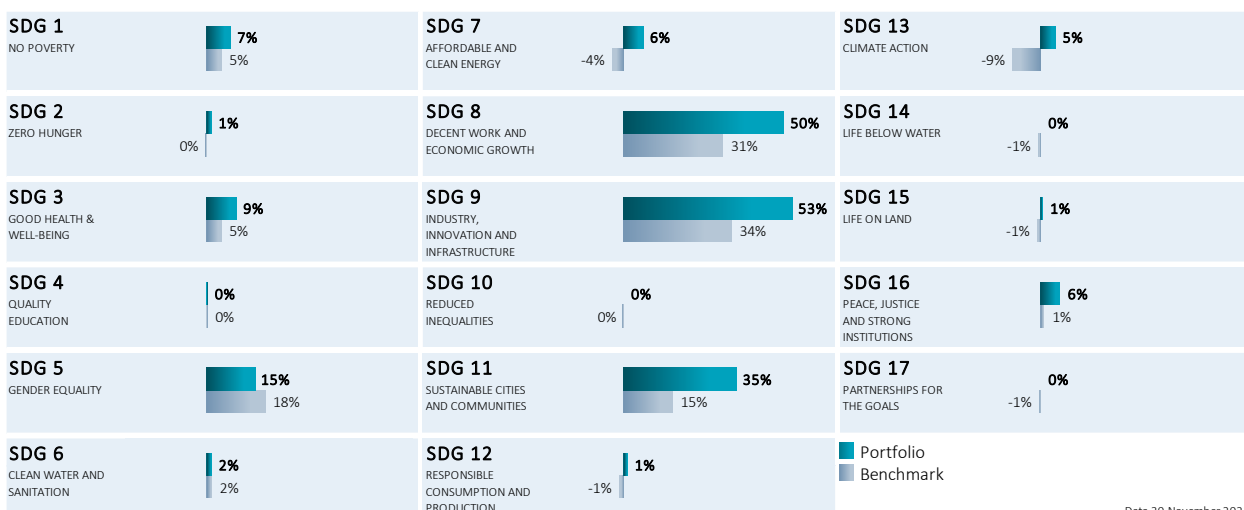
Europe ex-UK	38%
United Kingdom	11%
North America	36%
Other Developed	5%
Emerging	7%

Source: Robeco. RobecoSAM Global SDG Credits. Data end of November 2022.

Sustainability

Contribution to the United Nations Sustainable Development Goals (SDGs)

The portfolio has a high contribution to SDG 1 (no poverty), SDG 8 (decent work & economic growth), SDG 9 (industry, innovation & infrastructure) and SDG 11 (sustainable cities & communities). Our holdings in the banking and insurance sector and in emerging markets contribute the most to these SDGs. But our holdings in the telecom and technology sectors also contribute positively to SDG 8 (decent work and economic growth) and SDG 9 (industry, innovation and infrastructure).



Data 30 November 2022

Source: Robeco. Net figures for individual SDGs.

Portfolio: RobecoSAM Global SDG Credits. Benchmark: Bloomberg Global Aggregate Corporate.

Important Notice and Disclaimers

This information shall not be copied, or relied upon by any person for whatever purpose. The information herein is given on a general basis without obligation and is strictly for information only.

These documents are for general information only and do not take into account your objectives, financial situations or needs. These slides are not an offer, solicitation, recommendation or advice to buy or sell any investment product, including any collective investment schemes or shares of companies mentioned within. The information contained in these slides, including any data, projections and underlying assumptions are based upon certain assumptions, management forecasts and analysis of information available and reflects prevailing conditions and our views as of the date of the document, all of which are subject to change at any time without notice.

You should be aware that investments carry risks. Please consider the fees and charges involved before investing. UOB Asset Management (Malaysia) Berhad does not guarantee any returns on the investments.

In preparing these slides, UOBAM(M) has relied upon and assumed, without independent verification, the accuracy and completeness of all information available from public sources or which was otherwise reviewed by UOBAM(M). UOBAM(M) does not warrant the accuracy, adequacy, timeliness or completeness of the information herein for any particular purpose, and expressly disclaims liability for any error, inaccuracy or omission. UOBAM(M) and its employees shall not be held liable for any decision or action taken based on the views expressed or information contained within this publication. Any opinion, projection and other forward looking statement regarding future events or performance of, including but not limited to, countries, markets or companies is not necessarily indicative of, and may differ from actual events or results. Nothing in this publication constitutes accounting, legal, regulatory, tax or other advice. The information herein has no regard to the specific objectives, financial situation and particular needs of any specific person. You may wish to seek advice from a professional or an independent financial adviser about the issues discussed herein or before investing in any investment product. Should you choose not to seek such advice, you should consider carefully whether the investment or product is suitable for you or your organization.

UOB Asset Management (Malaysia) Berhad (Company No. 199101009166 (219478-X))